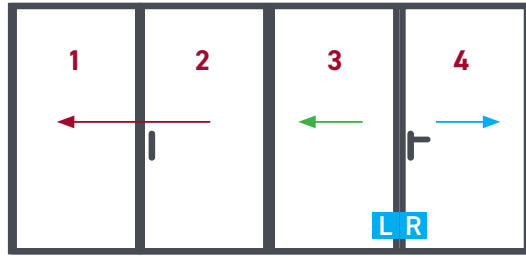




BI-FOLDING DOOR CONFIGURATIONS


Outside View

Door style key



- Folding doors
- Slave door
- Traffic door
- LR Traffic door can be on the left or right

Opening out door set

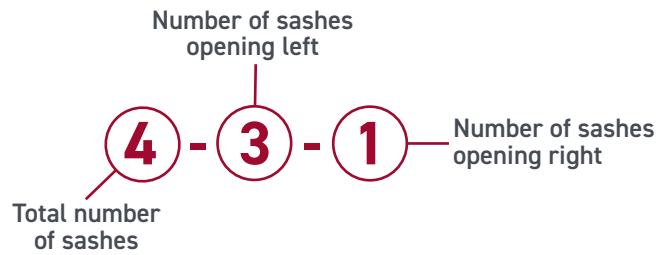


Opening in door set

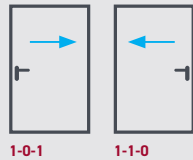


Viewed outside

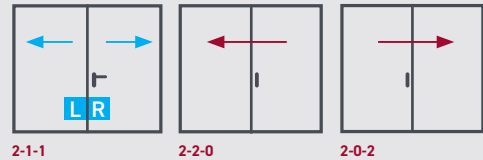
Configuration numbers explained



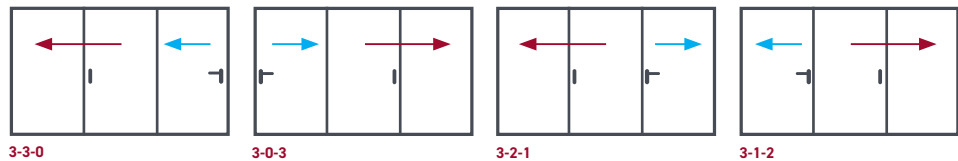
Single door



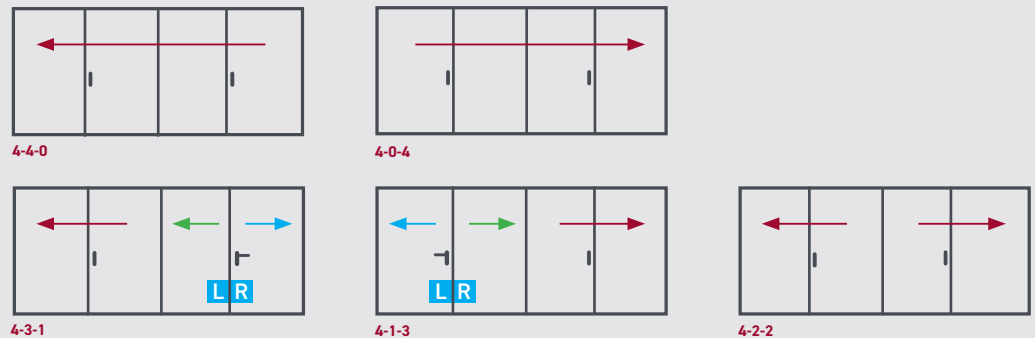
Two door



Three door



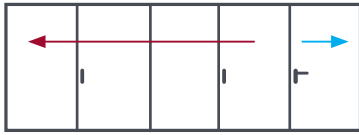
Four door



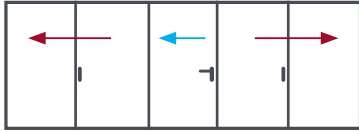
Five door



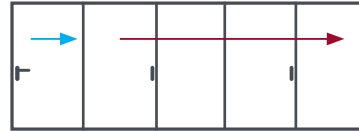
5-5-0



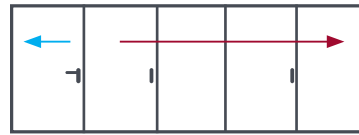
5-4-1



5-3-2



5-0-5

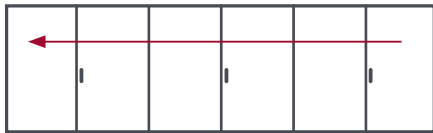


5-1-4



5-2-3

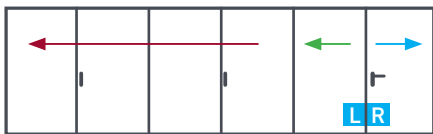
Six door



6-6-0



6-0-6



6-5-1



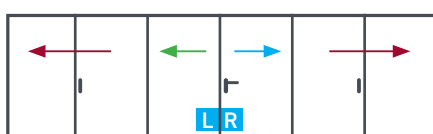
6-1-5



6-4-2



6-2-4



6-3-3

Seven door



7-7-0



7-0-7



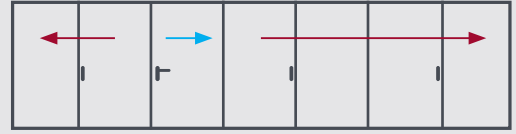
7-6-1



7-1-6



7-5-2



7-2-5



7-4-3



7-3-4